



General Requirements for Curb Ramps & Islands

California Building Code - Section 11B-406

General Requirements

Curb ramps, blended transitions and islands on accessible routes shall comply with Section 11B-406.

- **Locations:** Curb ramps and the flare sides of curb ramps shall not project into vehicular traffic lanes, parking spaces or parking access aisles. Curb ramps at marked crossings shall be wholly contained within the markings, excluding any flared sides.
- **Clear width:** 48" min
- **Surface Slope:** does not exceed 1:12 gradient (8.33%).
- **Cross Slope:** does not exceed 1:48 gradient (2%).
- **Detectable Warning:** provide truncated domes that extend 36" min. in the direction of travel for the full width of the curb ramp. (CBC 11B-705.1.2.2)

Perpendicular Curb Ramps: (CBC 11B-406.2)

- Side of curb ramps: slope of curb ramp flares shall not exceed 1:10 gradient (10%).
- Landings: provide at top of curb ramp. Length shall be 48" minimum and the width shall be at least as wide as the curb ramp.

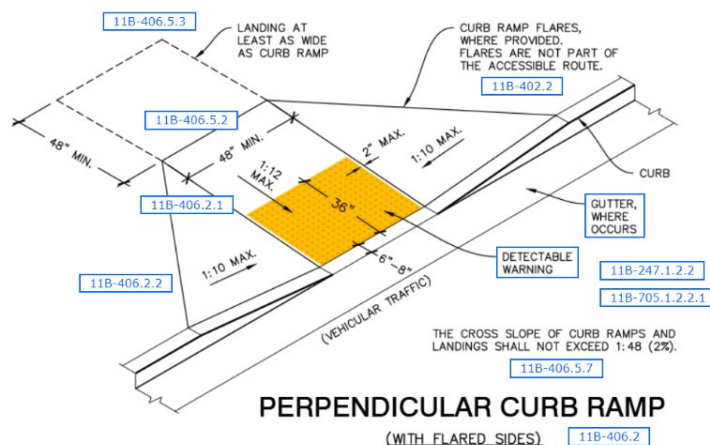


Image courtesy of AccessToolkit.com

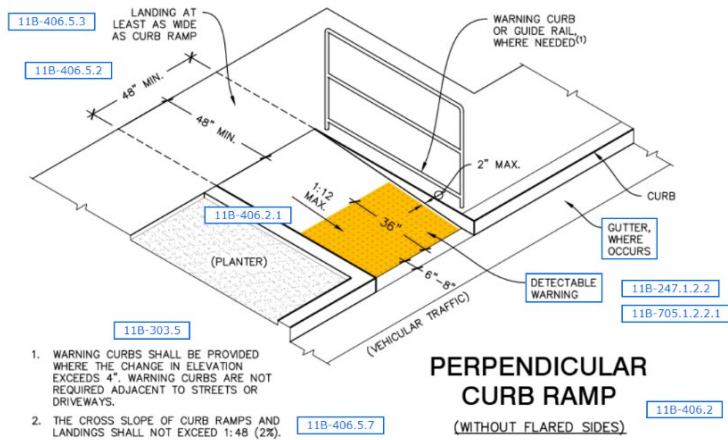


Image courtesy of AccessToolkit.com

Parallel Curb Ramps: (CBC 11B-406.3)

Turning space: 48" x 48" minimum level space shall be provided at the bottom of the curb ramp.

- CBC 11B-705.1.2.2.2, Exception: The depth of detectable warnings may be reduced to 24" minimum where it is technically infeasible to provide a minimum 72" (one entrance/exit point) or 108" (two entrance/exit points) wide turning space.
- CBC 11B-705.1.2.2.2, Exception: A minimum 36" wide portion of turning space without detectable warnings shall not be required for existing parallel curb ramps with detectable warnings in compliance with code requirements in effect at the time of installation.

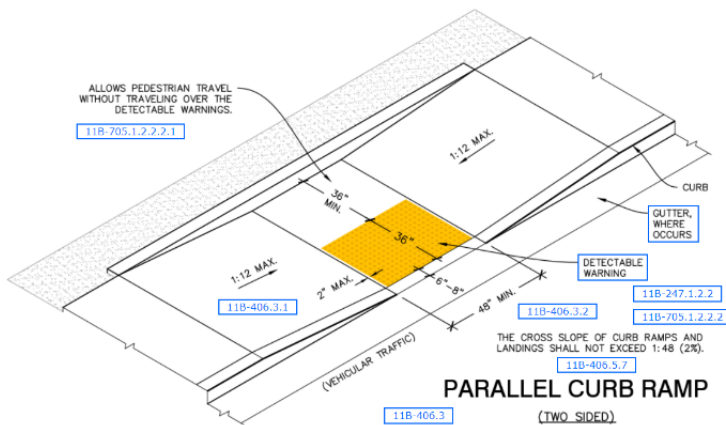
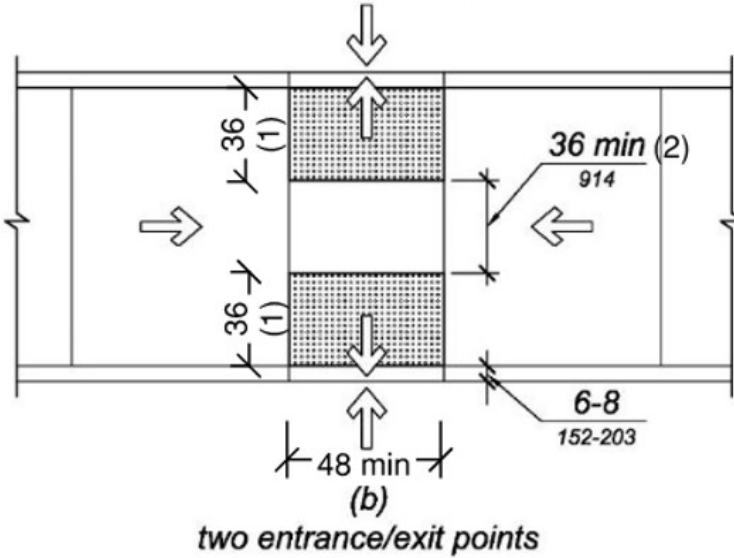
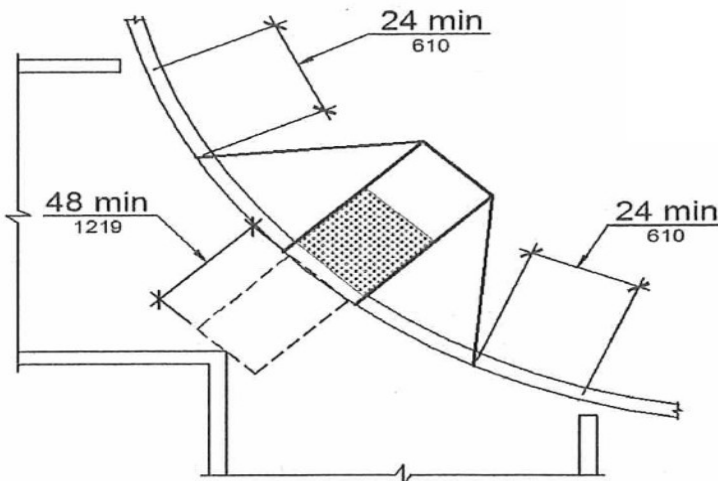


Image Courtesy of AccessToolkit.com



Diagonal curb ramps: (CBC 11B-406.5.9 & 11B-406.5.10)

- Clear space: The bottom of diagonal curb ramps shall have a clear space 48" minimum outside the active traffic lanes of the roadway. Diagonal curb ramps at marked crossings shall provide 48" minimum clear space within the markings.
- Flare side: Diagonal curb ramps with flare sides shall have a segment of curb 24" long minimum located on each side of the curb ramp and within marked crossings.

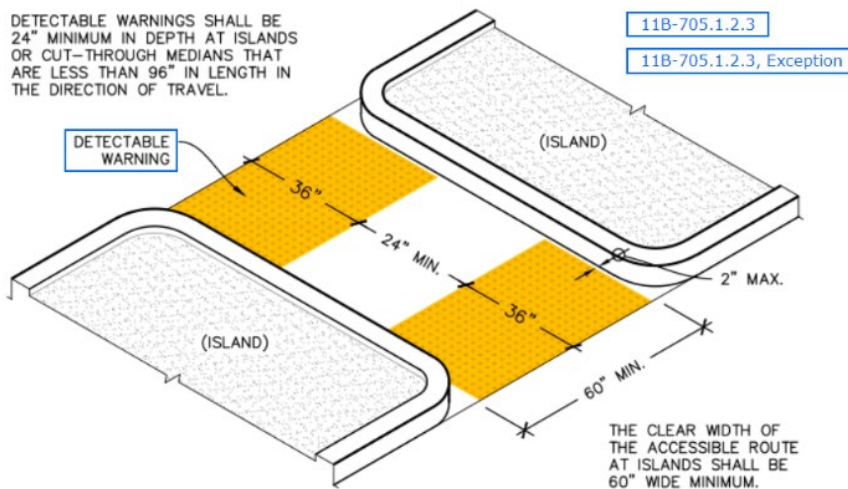


**FIGURE 11B-406.5.10
DIAGONAL OR CORNER TYPE CURB RAMPS**

Islands: (CBC 11B-406.6)

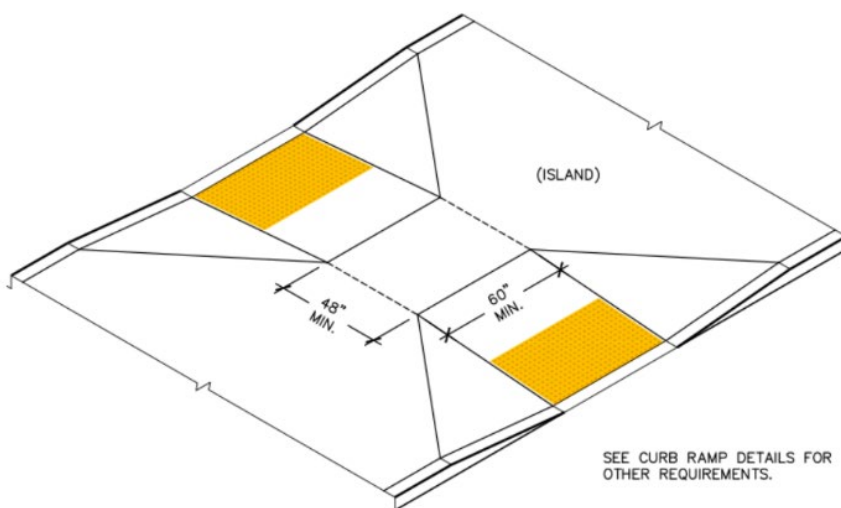
Raised islands in crossings shall be cut through level with the street if it has curb ramps at both sides.

- **Width:** 60" minimum clear width of the accessible route at islands.
- **Curb ramps:** Where curb ramps are provided, they shall comply with Section 11B-406.
- **Detectable warning:** Island shall have detectable warnings complying with Section 11B-705.



ISLAND CUT THROUGH 11B-406.6

Image Courtesy of AccessToolkit.com



ISLAND CURB RAMPS 11B-406.6

Image Courtesy of AccessToolkit.com

Counter Slope

Counter slope of adjoining gutters and road surfaces immediately adjacent to and within 24 inches (610 mm) of the curb ramp shall not be steeper than 1:20. The adjacent surfaces at transitions at curb ramps to walks, gutters, and streets shall be at the same level. (CBC 11B-406.5.8)

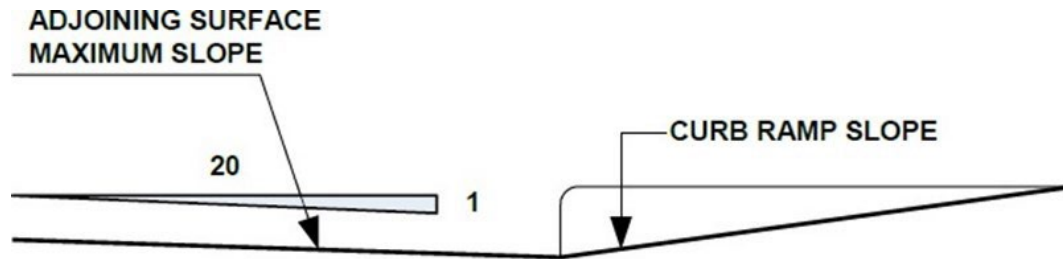


FIGURE 11B-406.5.8
COUNTER SLOPE OF SURFACES ADJACENT TO CURB RAMPS

Detectable Warnings: (CBC 11B-247.1 & 11B-705.1)

Detectable warnings shall consist of a surface of truncated domes.

Dome size and spacing: See Figure 11B-705.1

Contrast: A detectable warning surface shall contrast visually with the adjacent walking surface.

Color: Yellow and approximate 33538 of SAE AMS-STD-595A.

- Exceptions:
 - Replacement of less than 20% of existing detectable warnings at a single contiguous location shall be permitted to be in-kind at existing curb ramps, islands or cut-through medians with detectable warnings in compliance with code requirements in effect at the time of installation.
 - Existing installed detectable warnings at curb ramps, islands or cut-through medians may be Yellow or 70% minimum visual contrast with adjacent walking surface.

Size: Provide truncated domes to extend 36" minimum in the direction of travel for the full width of the curb ramp or cut through median. **See parallel curb ramps section for exception.**

Location: 6"-8" from outside face of curb at curb ramp.

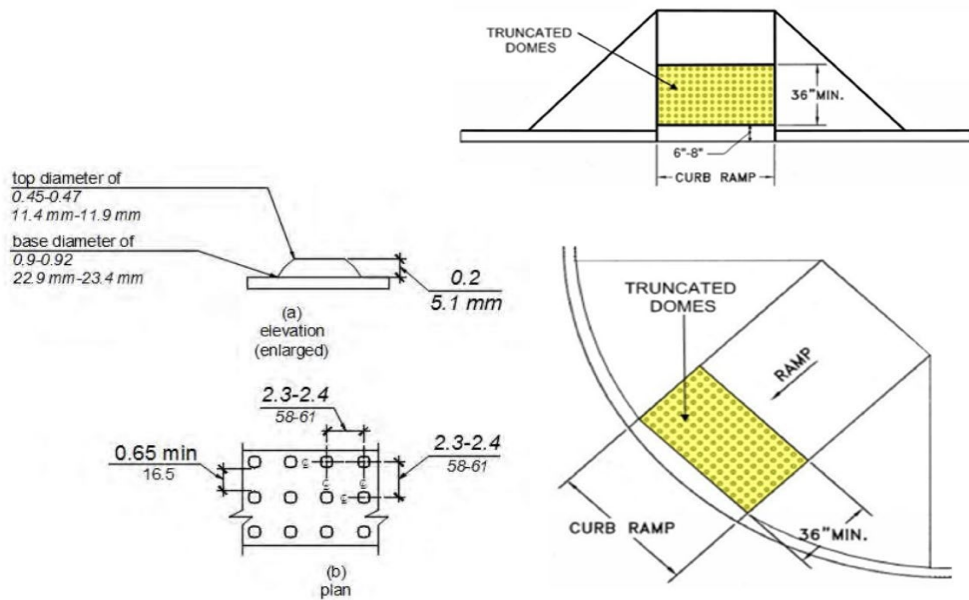


FIGURE 11B-705.1
SIZE AND SPACING OF TRUNCATED DOMES

Contact Information

Permit Center: 408-615-2420 | **Email:** permitcenter@santaclaraca.gov

Building Division: 408-615-2440 | **Email:** building@santaclaraca.gov