



CITY OF SANTA CLARA DEVELOPMENT GUIDELINES FOR SOLID WASTE SERVICES

These guidelines are provided to assist in the proper design and installation of solid waste collection and staging areas, which are consistent with the City's solid waste code, urban runoff control practices, City zoning codes and City Franchise collection requirements. All guidelines are subject to periodic revision.

Solid waste services consist of garbage, recycling and organic material collection. The City of Santa Clara requires separate solid waste services per parcel unless an agreement has been recorded to provide joint use of this service for more than one parcel.

Many planning permits require upgrading trash enclosures. Upgrades can be required for the following types of improvements:

- Building shell and site improvements. Any new development or comprehensive site improvement plan that includes some or all the following components: building upgrades, parking, landscaping, and other site infrastructure.
- Alterations to existing outdoor areas or parking areas, such as: reconfiguring a parking lot, adding or removing parking spaces (not including re-striping or ADA upgrades), and significant alterations to the site configuration and yard areas.
- Any changes to an existing trash enclosure, construction of a new trash enclosure, or a change in enclosure location.
- Food establishments, including the addition of or increased sizing of outdoor seating.
- Changes to building use, type, size, or occupancy space.

Minor improvements may be exempted from current enclosure standards.

Upgrades may also be required if it is determined that the current trash enclosure capacity or design is insufficient for building use, type, size or occupancy.

Residential

Single Family (includes duplexes, triplexes and fourplexes)

Service levels:

- Garbage - Garbage carts are available in 20, 32, 64 and 96 gallons. Please visit www.SantaClaraCA.gov/GarbageRates for current solid waste service rates.
- Recycling – The default cart size is 64-gallon; however, 96-gallon carts are also available. Additional carts may be requested at no additional cost.
- Yard Trimmings - The default cart size is 96 gallons. An additional cart can be requested at no additional cost. This service is included in garbage rates.

Frequency of collection: In accordance with Santa Clara City Code (SCCC) section 8.25.120, all refuse from residential, commercial and industrial properties within the City must be collected at least once per week.

Container storage: All containers shall be stored in an enclosure, garage, or within the side or rear yard of the premises. All single-family dwellings must be designed to accommodate the proper storage of at least three 64-gallon containers.

Collection truck access: Collection trucks require a minimum 40-foot straight approach clearance and a minimum 38 feet of turning radius as shown in page 12. Height clearance for a solid waste collection vehicle should be no less than 16 feet in drive-mode and 25 feet for service mode. The City recommends that trucks be able to exit the street or alley by driving forward. If this is not possible, the approach must be designed to minimize backing situations. A maximum of 100' of backing is allowed in a straight line (no curves). The street or alley must have an overhead clearance of 16' that is free from obstructions or overhanging tree branches. Landscape considerations are necessary to avoid obstructions such as trees and other shrubbery. Private roads must be constructed to accommodate weights of 60,000 pounds. Haulers are not responsible for normal wear and tear damage to private roadways. All homes within a development must be serviced in a consistent manner with all containers either on the street or on private property.

Exclusive service providers:

- Garbage and Yard Trimmings: Mission Trail Waste Systems – 408-727-5365
- Recycling: Recology South Bay - 408-970-5100

Townhomes

Service levels:

- Garbage - Garbage carts are available in 20, 32, 64 and 96 gallons. Please visit www.SantaClaraCA.gov/GarbageRates for current solid waste service rates.
- Recycling – The default cart size is 64-gallon; however, 96-gallon carts are also available. Additional carts may be requested at no additional cost.
- Yard Trimmings: Residents of complexes that contract with landscaping companies to haul away and recycle yard trimmings through their regular landscape maintenance are eligible for “Townhouse Rates”. “Townhouse Rates” do not include the Yard Trimming collection charge. This determination will be made when utilities are initiated through the City of Santa Clara Finance Department.

Townhome developments may choose centralized solid waste (garbage, recycling and Yard Trimmings) collection services with one bill. This may improve convenience and efficiency for residents and haulers and reduce congestion along the curb on collection days. The formation of an HOA is required for shared solid waste services. If centralized collection is chosen, garbage and recycling service levels must be calculated at a rate of no less than 32 gallons per unit (roughly 1 cubic yard per every 6 units). Please note that this may be achieved by selecting the right size container or choosing multiple collections per week. For current solid waste service rates, visit www.SantaClaraCA.gov/GarbageRates. For solid waste enclosure design guidelines, please refer to page 8 of this document.

Frequency of collection: In accordance with Santa Clara City Code (SCCC) section 8.25.120, all refuse from residential, commercial and industrial properties within the City must be collected at least once per week.

Container storage: All containers shall be stored in an enclosure or within the side, rear yard, or garage of the premises. All single-family dwellings must be designed to accommodate at least two 64-gallon containers. Centralized collection services will require a garbage enclosure that follows the specifications listed on page 8 of this document.

Collection truck access: Collection trucks require a minimum 40-foot straight approach clearance and a minimum 38 feet of turning radius as shown in page 12. Height clearance for a solid waste collection vehicle should be no less than 16 feet in drive-mode and 25 feet for service mode. The City recommends that trucks be able to exit the street or alley by driving forward. If this is not possible, the approach must be designed to minimize backing situations. A maximum of 100' of backing is allowed in a straight line (no curves). The street or alley must have an overhead clearance of 16' that is free from obstructions or overhanging tree branches. Landscape considerations are necessary to avoid obstructions such as trees and other shrubbery. Private roads must be constructed to accommodate weights of 60,000 pounds. Haulers are not responsible for normal wear and tear damage to private roadways. All homes within a development must be serviced in a consistent manner with all containers either on the street or on private property.

Exclusive service providers:

- Garbage: Mission Trail Waste Systems - 408-727-5365
- Recycling: Recology South Bay - 408-970-5100

Multi-Family (Apartments or condos with 5 units or more)

Service levels:

- Garbage - Level of service must be calculated at a rate of no less than 32 gallons per week per unit (roughly 1 cubic yard per every 6 units).
- Recycling - Level of service must be calculated at a rate of no less than 64 gallons per week per unit (roughly 2 cubic yards per every 6 units). Please note that this may be achieved by selecting the right size container or choosing multiple collections per week. For rates, visit www.SantaClaraCA.gov/GarbageRates.
- Yard Trimmings – Multi-family complexes may contact the City to request to opt out of this service if landscaping services haul yard trimmings away for recycling or there is not enough landscaping to maintain. Each request will be individually evaluated.

Frequency of collection: In accordance with Santa Clara City Code (SCCC) section 8.25.120, all refuse from residential, commercial and industrial properties within the City must be collected at least once week.

Container storage: Please refer to the solid waste enclosure design requirements (p. 8-13).

Compactors: Using a shared compactor for both garbage and recycling is not permitted. In the event that compactors are utilized, separate compactors for garbage and recycling are required.

Chutes:

- All garbage receiving areas (such as garbage containers, trash rooms, hall bins, or chutes) must have recycling containers.
- Chute points must be located no more than 150' from the furthest point of the building served. This requirement can be met by having multiple sets of containers or chutes for garbage and recycling.

- Provide 16-inch square chute doors (which is smaller than the 24-inch chute diameter) to preclude dumping of large items which may get stuck in chute.
- Provide chute doors with side panels to avoid hands being caught in the doors.
- Provide temporary “shut-off door” at end of chute to prevent disposal when receiving trash bins are being changed.
- Provide insulation around chute to reduce noise.
- Provide sanitary systems to minimize nuisance conditions:
 - Water cleaning system is recommended for developments with 150 units or more. Trash room must drain to sanitary sewer.
 - Use of the deodorizer devices are recommended.
 - Include positive, mechanical air ventilation of at least six (6) room volumes per hour or as designed for specific use by a registered engineer. Fan switch shall be located at a convenient location near trash bins.
- For chutes in excess of three floors, a baffle system to reduce the drop impact of material shall be included.
- Adhere to Fire Code (City Fire Department will review).

Collection truck access: Collection trucks require a minimum 40-foot straight approach clearance and a minimum 40 feet of turning radius as shown in page 12. Height clearance for a solid waste collection vehicle should be no less than 16 feet in drive-mode and 25 feet for service mode. The City recommends that trucks be able to exit the street or alley by driving forward. If this is not possible, the approach must be designed to minimize backing situations. A maximum of 100’ of backing is allowed in a straight line (no curves). The street or alley must have an overhead clearance of 16’ that is free from obstructions or overhanging tree branches. Landscape considerations are necessary to avoid obstructions such as trees and other shrubbery. Private roads must be constructed to accommodate weights of 60,000 pounds. Haulers are not responsible for normal wear and tear damage to private roadways. All homes within a development must be serviced in a consistent manner with all containers either on the street or on private property.

Exclusive service providers:

- Garbage and Yard Trimmings: Mission Trail Waste Systems - 408-727-5365
- Recycling: Recology South Bay - 408-970-5100

Commercial

Service level: Enclosure should be flexible enough to service a variety of tenants. Solid waste enclosures should be designed to hold all garbage, recycling and organic material (e.g. food scraps, yard trimmings, etc.) that is produced, created or accumulated on the premises for one week, unless a more frequent collection schedule is provided to such premises. If tenant is unknown, design for 4-cubic yard dumpsters to allow for service level flexibility. Proposed service levels require City review before containers or compaction equipment is selected and approved.

- Garbage - Size of container may vary depending on many factors, such as type of business, size, etc. Current commercial solid waste rates can be found at www.SantaClaraCA.gov/Commercial. Collection container options and dimensions are listed on page 10 of this document. General recommendations based on business type:
 - Office/Commercial: 3 cubic yards per 20,000 square feet.
 - Retail (including food stores): 3 cubic yards per 8,000 square feet.
 - Restaurants and food service: 3 cubic yards per 2,000 square feet.
 - Industrial: 3 cubic yards per 15,000 square feet

- Data Center: 3 cubic yards per 150,000 square feet
- Recycling: Size of container may vary depending on many factors, such as type of business, size, etc. All businesses on properties zoned for commercial use qualify to receive a free* 96-gallon container for mixed recycling. Any service level greater than 96-gallons is subject to additional charges. Commercial solid waste rates can be found at www.SantaClaraCA.gov/Commercial.
*Does not apply to businesses located on industrial parcels.
- Organic material (food scraps, compost or yard trimmings): Industrial and commercial businesses generating over two (2) cubic yards of solid waste per week (including garbage and recycling) are required to subscribe to organics collection services. The City of Santa Clara utilizes mixed waste processing and food scraps may be placed into garbage bins for collection. Organic materials are separated and composted. Commercial accounts may opt into additional food scrap collection services provided by Mission Trail Waste Systems. For current rate information visit www.SantaClaraCA.gov/GarbageRates. Businesses located in parcels zoned for industrial use must receive bundled services (garbage, recycling and organics) from an approved non-exclusive franchise hauler. A list with company names and phone numbers can be found at www.SantaClaraCA.gov/Industrial. Zoning designation can be found at the [City of Santa Clara's Public Web Map](#).

Frequency of collection: In accordance with Santa Clara City Code (SCCC) section 8.25.120, all refuse from residential, commercial and industrial properties within the City must be collected at least once per week.

Compactors: Using a shared compactor for both garbage and recycling is not permitted. In the event that compactors are utilized, separate compactors for garbage and recycling are required.

Container storage: Please refer to the solid waste enclosure design requirements (p. 8-13).

Collection truck access: Collection trucks require a minimum 40-foot straight approach clearance and a minimum 40 feet of turning radius as shown in page 12. Height clearance for a solid waste collection vehicle should be no less than 16 feet in drive-mode and 25 feet for service mode. The City recommends that trucks be able to exit the street or alley by driving forward. If this is not possible, the approach must be designed to minimize backing situations. A maximum of 100' of backing is allowed in a straight line (no curves). The street or alley must have an overhead clearance of 16' that is free from obstructions or overhanging tree branches. Landscape considerations are necessary to avoid obstructions such as trees and other shrubbery. Private roads must be constructed to accommodate weights of 60,000 pounds. Haulers are not responsible for normal wear and tear damage to private roadways. All homes within a development must be serviced in a consistent manner with all containers either on the street or on private property.

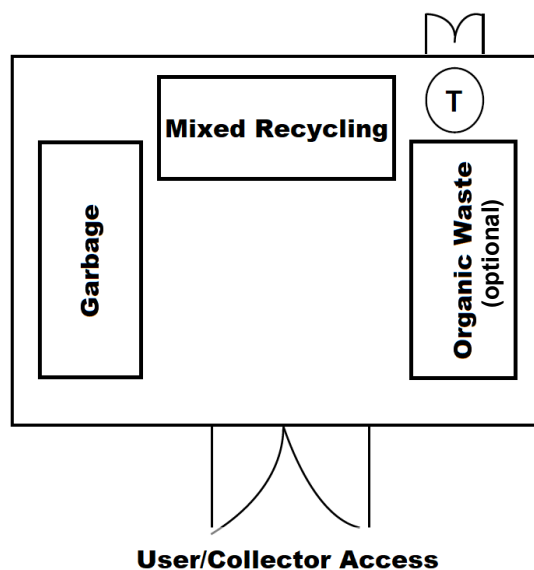
Authorized service providers:

- Garbage, recycling and organics (compost, food scraps or yard trimmings): Mission Trail Waste Systems - 408-727-5365
- For parcels zoned for industrial use, the City maintains agreements with multiple non-exclusive franchise haulers to provide garbage, recycling, organics recycling, and debris bin services. A list of current non-exclusive franchise haulers that are eligible to provide service in areas zoned for industrial use can be found at www.SantaClaraCA.gov/Industrial.

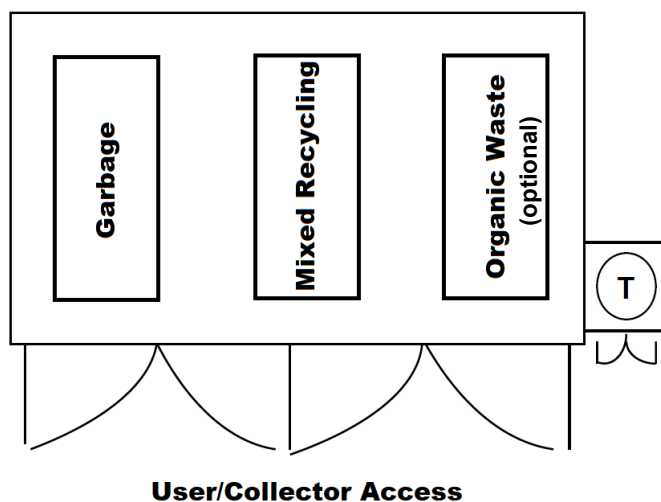
Food establishments (restaurants, grocery stores, cafeterias, etc.)

Food establishments must accommodate pretreatment devices and tallow bins. Maximum distance from the truck access point to the tallow bin shall not exceed 45'. Tallow bins shall be placed within the enclosure with separate access point; however, if enclosures are not sized to include the tallow bin(s), then a separate dedicated covered enclosure with drainage to the sanitary sewer shall be provided as shown in the sample configurations below:

TALLOW BIN INSIDE TRASH ENCLOSURE WITH SEPARATE ACCESS POINT:



TALLOW BIN IN A SEPARATE DEDICATED ENCLOSURE WITH DRAINAGE TO SANITARY SEWER:



Pretreatment device(s) and installation of hot and cold water through a mixing faucet with vacuum breaker shall be provided for compactor enclosures used by food establishments, as required by the Santa Clara County Health Department.

Mixed-use

Service level: Garbage services for commercial and residential tenants must be separate. For more information on specific requirements, please refer to the [Residential](#) and [Commercial](#) sections of this document. Collection container options and dimensions are listed on page 10 of this document.

Frequency of collection: In accordance with Santa Clara City Code (SCCC) section 8.25.120, all refuse from residential, commercial and industrial properties within the City must be collected at least once week.

Compactors: Using a shared compactor for both garbage and recycling is not permitted. In the event that compactors are utilized, separate compactors for garbage and recycling are required.

Container storage: All solid waste enclosure areas will need to accommodate garbage, recycling and organic material containers. Please refer to the solid waste enclosure design requirements (p. 8-13).

Collection truck access: Collection trucks require a minimum 40-foot straight approach clearance and a minimum 40 feet of turning radius as shown in page 12. Height clearance for a solid waste collection vehicle should be no less than 16 feet in drive-mode and 25 feet for service mode. The City recommends that trucks be able to exit the street or alley by driving forward. If this is not possible, the approach must be designed to minimize backing situations. A maximum of 100' of backing is allowed in a straight line (no curves). The street or alley must have an overhead clearance of 16' that is free from obstructions or overhanging tree branches. Landscape considerations are necessary to avoid obstructions such as trees and other shrubbery. Private roads must be constructed to accommodate weights of 60,000 pounds. Haulers are not responsible for normal wear and tear damage to private roadways. All homes within a development must be serviced in a consistent manner with all containers either on the street or on private property.

Exclusive service providers: please refer to the [Residential](#) and [Commercial](#) sections of this document.

Solid Waste Enclosure Design Requirements

Enclosures for front-load service

- **Screening:** Disposal areas shall be screened from public view by a minimum 7-foot masonry enclosure with solid wood or metal gates and a roof. Please note that a 9-foot vertical clearance is needed to open containers. This can be achieved with a combination of wall and open screening/lattice).
- **Cover:** Enclosures must have a roof to keep rainwater out. A horizontal or sloped roof shall be designed of a solid material. If fire sprinklers or drop light fixtures are installed within the enclosure, the vertical clearance is measured from the lowest point of the sprinkler head or fixture.
- **Drainage:** All new solid waste enclosures shall drain to the sanitary sewer and be located 25 feet or more from any storm drain inlet.
- **Slope:** The applicant shall install a slope at enclosure entrance, with a minimum gradient between 2 and 4% to prevent outside stormwater runoff from entering the enclosure.
- **Wall Protection:** The applicant shall install a minimum ten-inch wide, three-inch height curb along interior walls or six-inch diameter bollards or angle irons to prevent wall damage.
- **Gate:** A double, swinging gate with bollards or J-hooks shall be installed at the opening of the enclosure to provide a minimum of 120-degree swing area and a minimum, unobstructed inside opening of 12 feet. J-hooks shall be installed to securely fasten open gate.
- **Location:** Dumpsters shall be placed so that they will not block building exits, driveways, alleys, or abutting properties. There must be a minimum of 10 feet lateral clearance (width) in any alley for a sufficient distance where a truck may drive through without obstruction. Dumpsters cannot be placed within 5 feet of combustible walls, openings, or combustible roof, eave lines unless the enclosure is protected by an approved automatic fire sprinkler system.
- **Enclosure Dimension.** Minimum inside dimensions must be large enough to store at least two containers: one for garbage and one for recycling. It is important to consider whether a third container will be needed for organic material (e.g. food scraps, yard trimmings, etc.). Standard collection container sizing can be found on page 10 of this document. Please allow for 1-foot interior clearance between containers and walls/curbs/other equipment; 4-foot aisle access to front of bin; and 9-foot vertical clearance from the ground to open lids. If containers exceeding 4 cubic yards are to be used, the enclosure must provide direct access to container by collection truck.
- **Concrete Pad.** Enclosure must have a level six (6) inch thick minimum, reinforced concrete pads to accommodate no less than 40,000 lbs. The “approach/point of service” must have an eight (8) inch thick minimum, reinforced concrete pad that accommodates

a fully loaded solid waste collection vehicle that weighs 60,000 lbs. with minimum width of 12 feet.

- **Ceiling or Trellis Covers.** Ceilings and trellises must be at least 15-feet high.
- **Fire Sprinkler Requirements.** Enclosures must be designed to accommodate fire sprinkler requirements set forth in the Fire Code.

Enclosure for compactor and open top roll-off services

- **Screening:** Disposal areas shall be screened from public view by a minimum 6-foot masonry enclosure with solid metal or wood gates and a roof. Please note that a 9-foot vertical clearance is needed to open containers. This can be achieved with a combination of wall and open screening/lattice).
- **Cover:** Enclosures must have a roof to keep rainwater out. A horizontal or sloped roof shall be designed of a solid material. If fire sprinklers or drop light fixtures are installed within the enclosure, the vertical clearance is measured from the lowest point of the sprinkler head or fixture. If roll-off bin is to be stored without an enclosure, storage area must be designed to enable containers to be covered.
- **Drainage:** All new solid waste enclosures shall drain to the sanitary sewer and be located 25 feet or more from any storm drain inlet.
- **Slope:** The applicant shall install a slope at enclosure entrance, with a minimum gradient between 2-4% to prevent outside stormwater runoff from entering the enclosure.
- **Wall Protection:** The applicant shall install a minimum ten-inch wide, three-inch height curb along interior walls or six-inch diameter bollards or angle irons to prevent wall damage.
- **Gate:** A double, swinging gate with bollards or J-hooks shall be installed at the opening of the enclosure to provide a minimum of 120-degree swing area and a minimum, unobstructed inside opening of 12 feet. J-hooks shall be installed to securely fasten open gate.
- **Enclosure Dimensions:** Minimum inside dimensions must be large enough to store compactor(s) and any other applicable containers to collect all garbage, recycling and organic material generated on-site (unless separate enclosures are being used for compactor(s) and front-load bins). Standard collection container sizing can be found on page 10 of this document. Please allow for 18" interior clearance between containers and walls/curbs/other equipment; 4-foot aisle access to front of bin; and 9-foot vertical clearance from the ground to open lids.
- **Power Supply.** When required, electrical power shall be provided for equipment in conformance with the National Electric Code.
- **Concrete Pad.** Eight (8) inch thick minimum, reinforced concrete pads shall be installed to accommodate not less than 60,000 pounds, which is the combined weight of trucks and compactor(s)/open-top roll-off container(s).
- **Ceiling and Trellis Covers.** Ceilings and trellises must be at least 15-feet high.

Collection container options

FRONT LOAD COMMERCIAL COLLECTION CONTAINERS:

These are bins which are emptied over the front of the collection vehicle and then returned for service. Bins are available between 1 cubic yard and 8 cubic yard bin sizes with varying dimensions. Push/pull services are available at an additional cost. Please note that containers exceeding 4 cubic yards cannot be placed on wheels, and therefore cannot be rolled out of the enclosure.

Capacity (Cubic Yards)	Length	Width	Height
One	72"	26"	30.25"
Two	72"	36"	38"
Three	72"	42"	48.5"
Four	72"	54"	48.5"
Six	72"	54"	72.5"
Eight	72"	66"	80"

ROLL-OFF COMMERCIAL COLLECTION CONTAINERS:

These are larger bins which are emptied by placing the entire container onto the back of the collection vehicle for hauling and disposal. The emptied bin is then returned. Bins are available between 10 cubic yard and 40 cubic yard bin sizes.

Capacity (Cubic Yards)	Length	Width	Height
Ten	14'	8'	2.5'
Twenty	18'	8'	4'
Thirty	20'	8'	5'
Forty	22'	8'	6.5'

COMPACTOR BINS

Compacted bins offer the advantage of using a lower number of garbage bins due to a higher collection volume as a result of compaction. Use may result in added convenience and/or collection cost savings. Using a shared compactor for both garbage and recycling is not permitted. In the event that compactors are utilized, separate compactors for garbage and recycling are required.

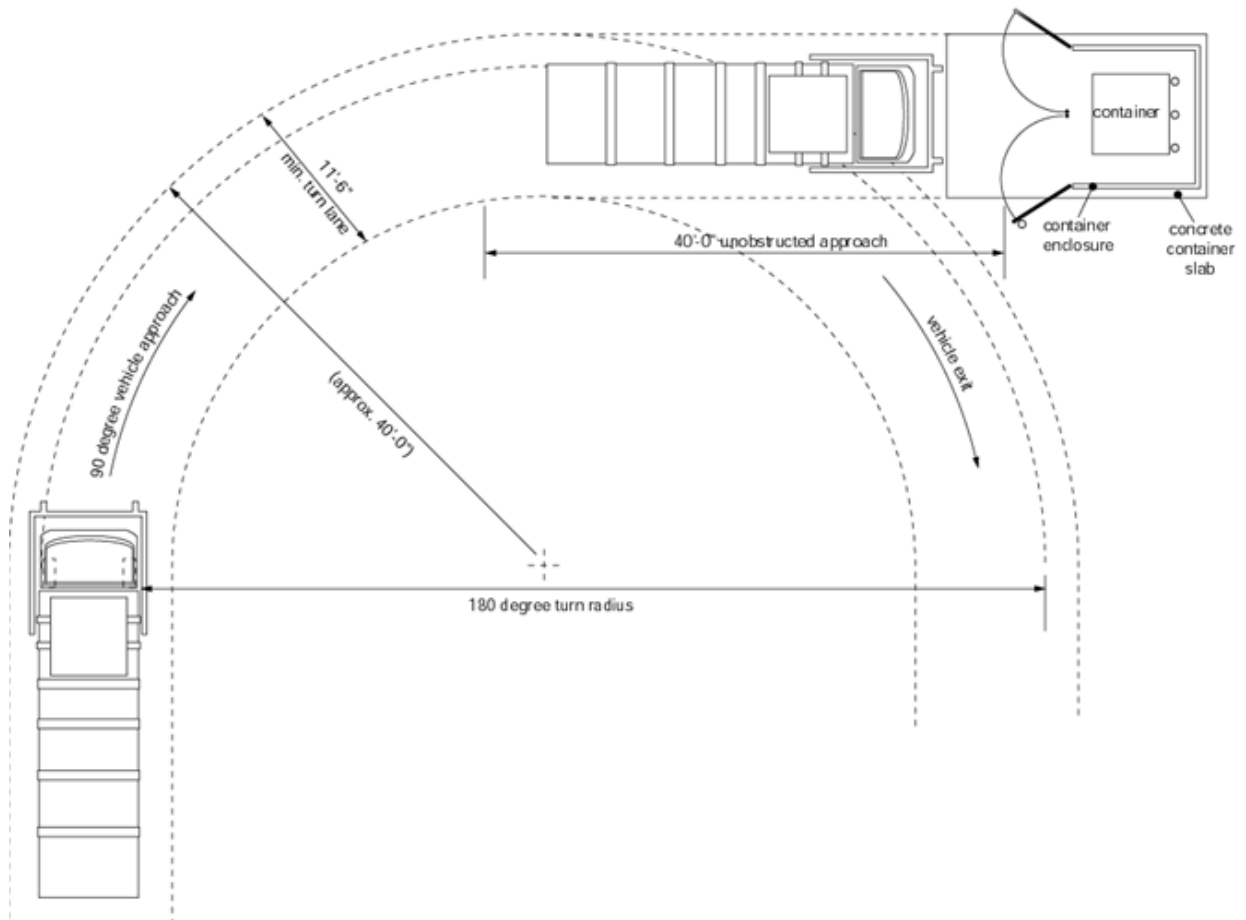
- Stationary roll-off compactors: The crushing unit stays on site while the container is taken to the landfill. The compactor body is bolted to a concrete pad. The design and intent of this style of compactor is for recycling only. Stationary compactors may be subject to special handling fees or "disconnect & connect charges".
- Self-contained roll-off compactors: The crushing unit (packer body) and container are welded together as a single unit. The complete unit is loaded onto the hauler's roll-off

truck and taken to the landfill and then returned. This style of compactor is designed to handle garbage and recycling.

Collection Truck Access

Trucks require an adequate turning radius (40' for front-load truck for commercial dumpsters, 38' for side-load truck for single-family containers and roll-off bin trucks) to enter alley and access trash containers. Parked cars or other obstacles may prevent a truck from accessing containers. The City recommends that trucks be able to exit the street or alley by driving forward. However, if this is not possible, the approach must be designed to minimize backing situations. A maximum of 100' of backing is allowed in a straight line (no curves). The street or alley must have an overhead clearance of 16' that is free from obstructions or overhanging tree branches. Landscape considerations are necessary to avoid obstructions such as trees and other shrubbery.

TURNING RADIUS



Point of Service Specifications

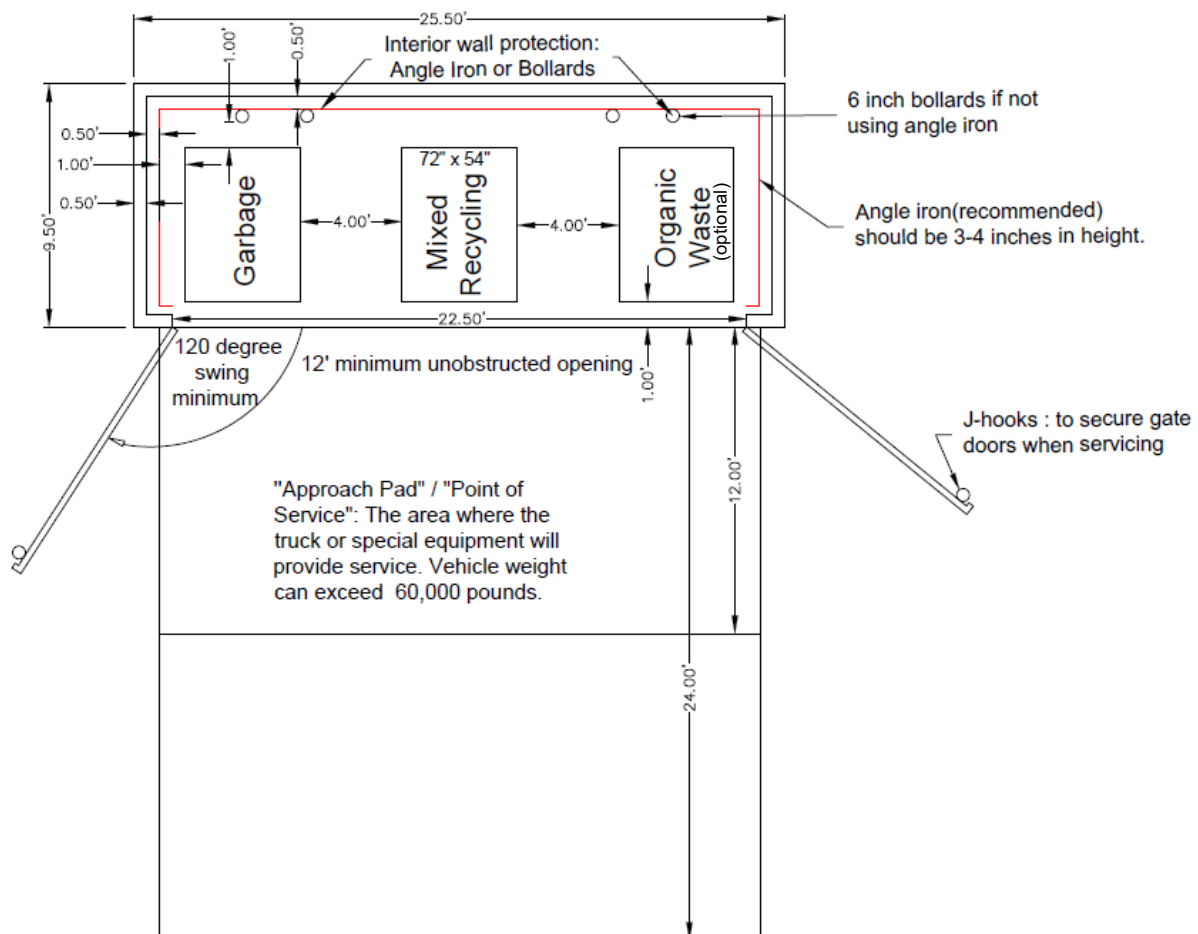
Ideally, the truck point of service is the concrete apron in front of the enclosure. Depending on the configuration of your enclosure, you may choose to accommodate for drive-by approach or straight-in approach. For developments with underground storage or other limitations, a staging area may be required. Waste haulers will not empty containers inside parking garages.

A staging area is where the trash truck stops and services containers. Property owners or managers are responsible for staging containers for servicing unless specific arrangements have been made with the hauler or a third-party service.

STAGING:

- The staging area must be engineered to withstand up to 20,000 lbs. of direct force from a single axle truck.
- Slope from the enclosure to staging area must not exceed 2%. The entire path of travel must be paved with asphalt, concrete, or smooth pavers.
- Allow for overhead clearance of 20' where bin is serviced.

FRONT LOAD SERVICE – STRAIGHT-IN APPROACH



FRONT LOAD SERVICE – DRIVE-BY APPROACH

