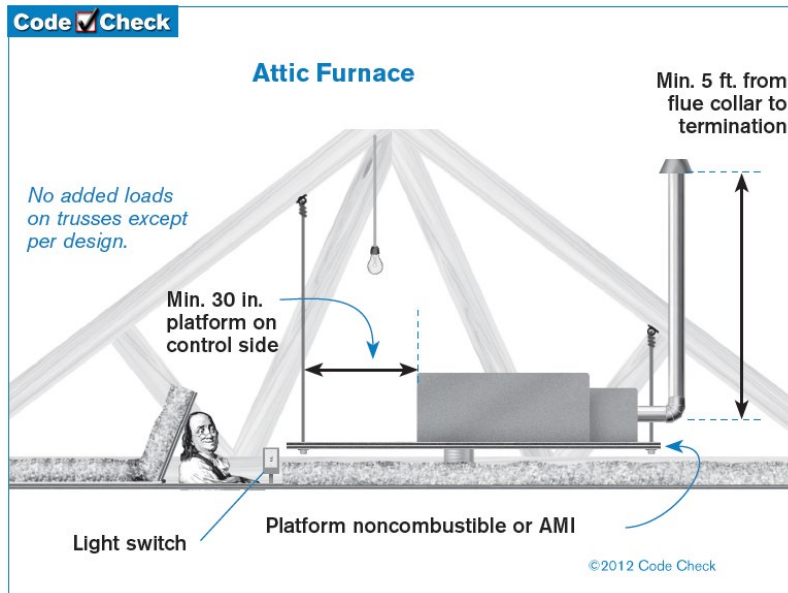




# Residential Furnace Installation

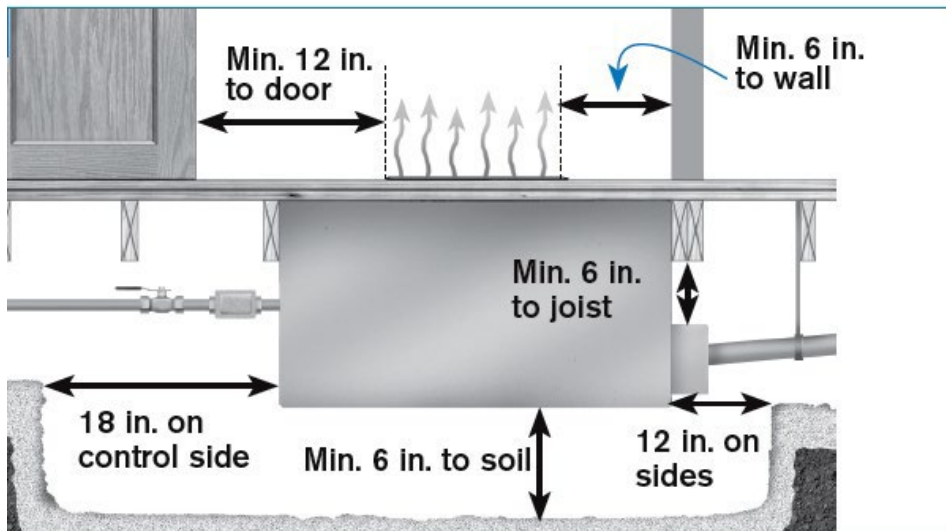
## Attic Furnace

Access opening may be 22" X 30" provided largest piece of equipment can be removed. Opening must be located within 20 feet of furnace.



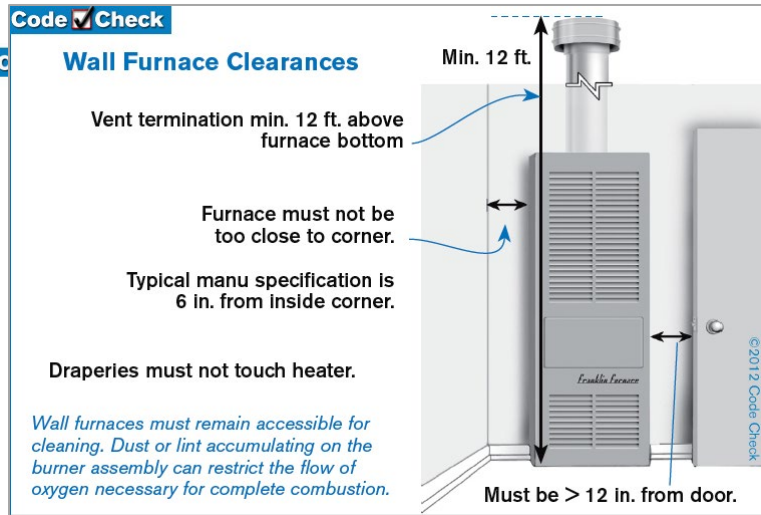
## Floor Furnace

Access opening, minimum 30" X 30" (exc. –may be 22" X 30", provided largest piece of equipment can be removed) must be located within 20 feet of furnace.

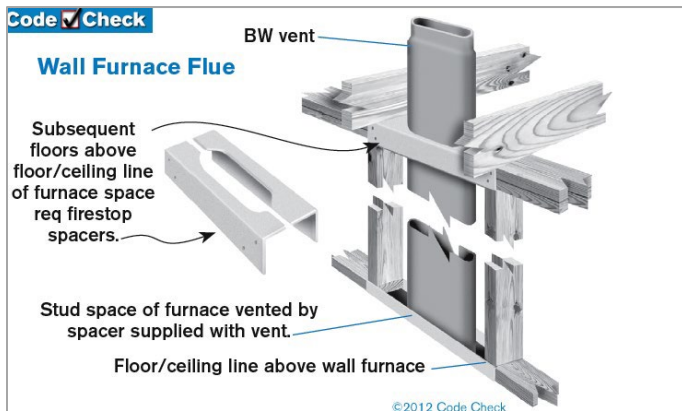


# Wall Furnaces

Wall furnace vents must extend at least 12 feet above the floor. For apartments on the top story, this will require vents extending higher than those from lower floors.



Cut out the drywall above the furnace so the header plate that connects the flue to the top of the furnace can be inspected. The drywall can be held in place with screws and removed when the inspector arrives.



## Contact Information

**Permit Center:** 408-615-2420 | **Email:** [permitcenter@santaclaraca.gov](mailto:permitcenter@santaclaraca.gov)  
**Building Division:** 408-615-2440 | **Email:** [building@santaclaraca.gov](mailto:building@santaclaraca.gov)